MDForLives

THE GLOBAL PULSE OF HEALTHCARE · FAMILY MEDICINE & GENERAL PRACTICE INSIGHT REPORT

Cardiometabolic Risk in Primary Care: When Should Intervention Start?

How family physicians and general practitioners decide when to act on hypertension, excess weight, glycemic risk, lipids, and clustered cardiovascular risk - and what makes early prevention difficult to sustain.

Risk recognition → Intervention threshold → First action → Escalation → Long-term prevention

526	6	79.5%	9004548
Survey records	Countries represented USA · UK · Canada · Italy · France · Germany	Completion rate	SGID

WHY THIS REPORT

Primary care sees cardiometabolic risk before it becomes a single specialty problem.

A family physician or GP may see elevated blood pressure, excess weight, rising HbA1c, an unfavorable lipid profile, kidney risk, or several of these together - often before the patient has symptoms or a defined cardiovascular event. The clinical challenge is not recognizing that each factor matters. It is deciding which signal should trigger action now, how far lifestyle intervention can reasonably go, when pharmacologic treatment should start, and how to keep the plan workable over time.

That makes cardiometabolic prevention a sequencing problem. A mildly abnormal value can carry different significance in a patient with obesity, CKD, multiple cardiovascular risk factors, or poor treatment persistence. Current guidance increasingly reflects this risk-based view. The 2025 AHA/ACC blood-pressure guideline links treatment decisions to overall cardiovascular risk, while the 2024 ESC hypertension guideline emphasizes cardiovascular risk across a continuum rather than a binary threshold alone.

This MDForLives report examines how FP/GP respondents make those trade-offs in practice: what triggers intervention, which measurements move the threshold, what comes first, what happens when lifestyle measures are insufficient, which patients change the plan, how success is defined, and where prevention most often breaks down.

METHODOLOGY

A cross-market survey of family physicians and general practitioners.

The analysis uses the supplied MDForLives FP/GP survey response export for SGID 9004548. The dataset contains 526 survey records and a 79.5% completion rate, with responses represented across the USA, UK, Canada, Italy, France, and Germany.

> Question-level response bases vary as respondents progressed through the survey. Public-facing findings use the exact percentage and response option reported for each substantive question. Country punching is used only for geography metadata. Internal operational fields, required-text checks, after-question fields, and honeypot fields are excluded from the analysis.

The survey also asked respondents to describe a patient in whom early cardiometabolic intervention changed their management approach, what triggered action, and what remained challenging. Usable comments were reviewed qualitatively for recurring clinical and practical themes; they were not converted into percentages.

EXECUTIVE SUMMARY

Six signals show how FP/GP prevention moves from risk recognition to sustainable action.

01

47.0% · Hypertension is the leading trigger

Blood pressure most often prompts intervention, with obesity or excess weight the next most selected trigger.

02

49.0% · Lifestyle remains the first move

Intensive lifestyle intervention leads the initial response, but the next step becomes more targeted when lifestyle alone is insufficient.

03

43.6% · Clustered risk changes management

Multiple cardiovascular risk factors change the plan more often than prediabetes with obesity, MASLD, or hypertension with CKD alone.

04

62.6% · Adherence limits early intervention

Patient adherence dominates the early-intervention barrier question and leads the operational-barrier question as well.

05

35.1% · Sustained BP control leads long-term success

Sustained weight reduction follows closely, showing that prevention success is defined across several outcomes.

06

31.7% · Personalized prevention algorithms lead future needs

Integrated primary-care pathways are nearly tied at 31.0%, connecting better decisions with better delivery.

01

INTERVENTION TRIGGER

Hypertension is the risk signal most likely to turn observation into action.

47.0% select hypertension as the cardiometabolic risk that most often triggers intervention.

CONTEXT

Primary care often detects cardiometabolic risk incrementally. Blood pressure, weight, glucose, and lipids may each be only one part of the picture, but they do not always create the same urgency.

WHAT THE DATA SHOWS

Hypertension leads at 47.0%, followed by obesity or excess weight at 31.7%, dyslipidemia at 14.4%, and prediabetes at 6.8%.

THE INSIGHT

Blood pressure appears to be the clearest trigger for immediate action, while excess weight functions as a major upstream risk signal. The two together describe a prevention conversation that often begins before a cardiovascular event or overt diabetes diagnosis.

WHY IT MATTERS

The 2025 AHA/ACC guideline identifies high blood pressure as a major modifiable cardiovascular risk and recommends lifestyle change for all adults with elevated BP or hypertension, with medication added according to BP level, cardiovascular disease, comorbidity, and estimated risk. For FP/GPs, the survey suggests that blood pressure is often where cumulative cardiometabolic risk becomes actionable.

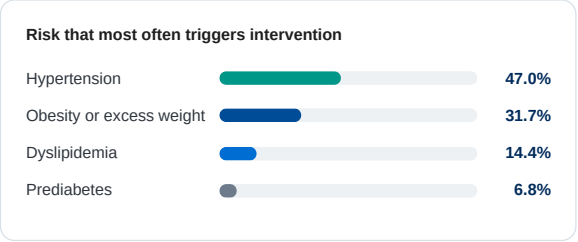

02

INTERVENTION THRESHOLD

The treatment threshold is shared across glycemia and blood pressure rather than owned by one metric.

36.1% select HbA1c and glycemic status; 31.0% select blood-pressure profile.

CONTEXT

When several risk markers are abnormal, the threshold for intervention depends on which measurement best changes the expected benefit of acting now.

WHAT THE DATA SHOWS

HbA1c and glycemic status lead at 36.1%, followed closely by blood pressure at 31.0%. LDL-C and lipid profile account for 20.2%, while BMI and waist circumference account for 12.6%.

THE INSIGHT

The spread suggests FP/GPs are not using one universal trigger. A glucose result may move the threshold in one patient, while blood pressure or lipids may carry more weight in another because the overall cardiovascular context differs.

WHY IT MATTERS

NICE cardiovascular prevention guidance recommends systematic identification of people at higher cardiovascular risk in primary care, while ADA 2026 guidance notes that prediabetes is associated with heightened cardiovascular risk and supports screening for and treatment of modifiable cardiovascular factors. The direction is consistent: an abnormal glucose value should not be interpreted in isolation from the rest of the risk profile.

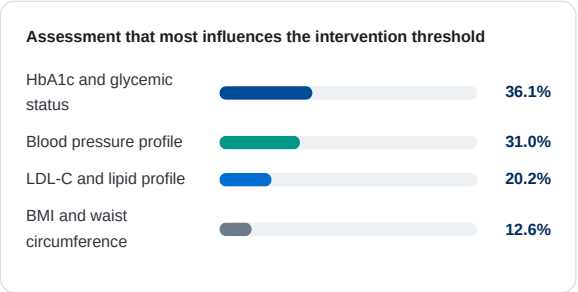

03

FIRST ACTION

Lifestyle intervention remains the first choice, but it sits inside a broader treatment pathway.

49.0% prioritize intensive lifestyle intervention first for elevated cardiometabolic risk.

CONTEXT

Lifestyle support is foundational across blood pressure, weight, glucose, and lipid management. The harder question is whether it is treated as a complete plan or as the first layer of a plan that may need timely escalation.

WHAT THE DATA SHOWS

Intensive lifestyle intervention leads at 49.0%. Antihypertensive therapy follows at 23.9%, weight-management pharmacotherapy at 17.0%, and lipid-lowering therapy at 10.1%.

THE INSIGHT

The result does not suggest reluctance to use medication. Instead, it places lifestyle intervention first while leaving room for risk-specific pharmacologic treatment based on the patient’s dominant need.

WHY IT MATTERS

Current hypertension guidance strongly recommends lifestyle measures alongside timely medication when treatment thresholds are met. WHO and contemporary obesity frameworks likewise describe obesity care as multimodal and long term, combining behavioral, nutritional, psychological, pharmacologic, and other approaches as appropriate. In primary care, “lifestyle first” is most useful when it does not become “lifestyle indefinitely” for a patient whose risk remains high.

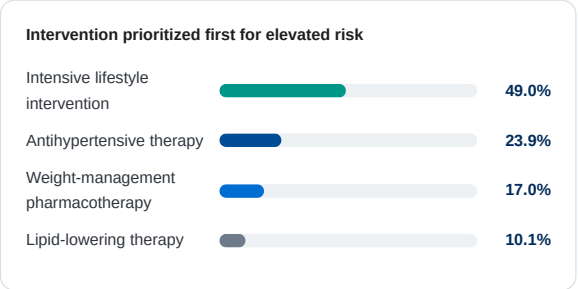

04

ESCALATION AFTER LIFESTYLE

When lifestyle is insufficient, the next step usually remains in primary care.

43.4% would start antihypertensive therapy; 35.6% would start weight-management pharmacotherapy.

CONTEXT

Failure of lifestyle measures does not represent one clinical scenario. For some patients, blood pressure remains the most urgent residual risk; for others, obesity is the driver that keeps multiple metabolic risks active.

WHAT THE DATA SHOWS

After lifestyle intervention is insufficient, 43.4% select antihypertensive therapy, 35.6% weight-management pharmacotherapy, 19.4% statin therapy, and only 1.6% specialist referral.

THE INSIGHT

The pattern places escalation squarely within the FP/GP workflow. The next step is generally a targeted treatment decision, not immediate transfer of responsibility to a specialist.

WHY IT MATTERS

This makes primary-care capacity central to cardiometabolic prevention. Clinicians need clear thresholds, confidence with treatment options, longitudinal follow-up, and referral pathways for the smaller group whose disease complexity, resistance, diagnostic uncertainty, or complications require specialist input.

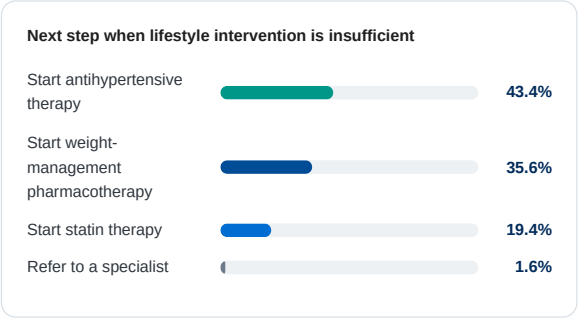
Next step when lifestyle intervention is insufficient

05

HIGH-RISK SUBGROUPS

Risk clustering changes management more than any single cardiometabolic label.

43.6% say multiple cardiovascular risk factors change management the most.

CONTEXT

Primary care frequently manages patients who do not fit neatly into one disease pathway. Obesity can coexist with prediabetes; hypertension can coexist with CKD; liver disease can sit within a broader metabolic-risk profile.

WHAT THE DATA SHOWS

Multiple cardiovascular risk factors lead at 43.6%, followed by hypertension with CKD at 27.5%, prediabetes with obesity at 16.6%, and MASLD with metabolic risk at 12.2%.

THE INSIGHT

The result suggests cumulative risk carries more weight than a single diagnostic label. It also explains why treatment thresholds cannot be interpreted independently of kidney disease, adiposity, glycemic status, and other comorbidities.

WHY IT MATTERS

Both European and US blood-pressure guidance increasingly ties treatment decisions to broader cardiovascular risk and comorbidity. The survey translates that principle into the everyday FP/GP problem: several moderate risks together may justify a different level of intervention from one isolated abnormality.

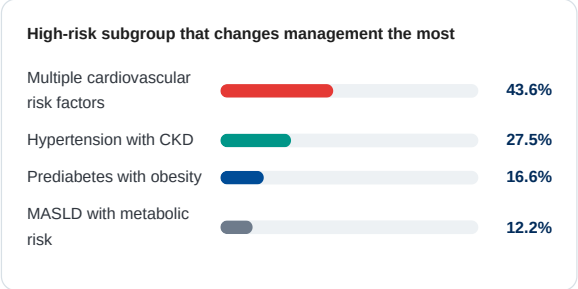
High-risk subgroup that changes management the most

06

LONG-TERM SUCCESS

Successful prevention is measured by sustained control, not a short-term response.

35.1% select sustained blood-pressure control and 30.7% sustained weight reduction as the best long-term signals.

CONTEXT

A cardiometabolic intervention may improve a number initially without changing long-term risk if the improvement cannot be maintained. That makes persistence of benefit clinically different from an early response.

WHAT THE DATA SHOWS

Sustained blood-pressure control leads at 35.1%, followed by sustained weight reduction at 30.7%, sustained HbA1c control at 20.1%, and sustained LDL-C reduction at 14.1%.

THE INSIGHT

The distribution reinforces a multidimensional definition of prevention. No single outcome dominates, and the two leading outcomes - blood pressure and weight - both depend heavily on long-term adherence and follow-up.

WHY IT MATTERS

The WHO obesity update emphasizes individualized long-term care plans and ongoing support, while hypertension guidance similarly emphasizes sustained control. For FP/GPs, the endpoint is not merely starting therapy. It is creating a plan that continues to reduce risk months and years later.

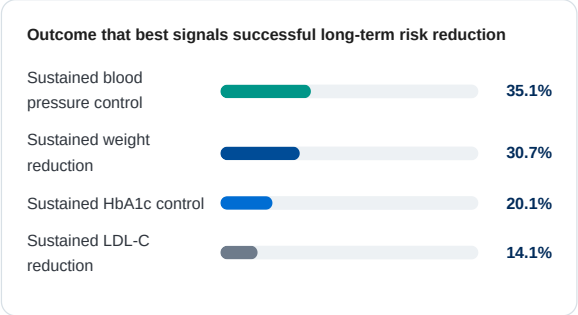
Outcome that best signals successful long-term risk reduction

---

07

EARLY-INTERVENTION BARRIER

The biggest obstacle is not recognizing risk. It is getting the prevention plan to hold.

62.6% identify patient adherence as what most limits early cardiometabolic intervention.

CONTEXT

Early prevention creates a paradox: the patient may feel well, while the clinician is asking for changes or treatment intended to prevent a future event. The benefit is delayed; the burden is immediate.

WHAT THE DATA SHOWS

Patient adherence leads at 62.6%, far ahead of limited consultation time at 18.5%, treatment affordability at 15.5%, and limited screening access at 3.5%.

THE INSIGHT

The prevention gap may be less about missing risk and more about sustaining action after risk is identified. A treatment plan can be clinically correct and still fail if it is too costly, burdensome, poorly understood, or misaligned with patient priorities.

WHY IT MATTERS

This finding argues for treating adherence as a clinical variable rather than a final judgment. The useful question is not simply “Is the patient adherent?” but “What is making this plan difficult to continue?” That distinction can change the response from repeated instruction to regimen simplification, side-effect management, affordability discussion, shared decisions, or more structured follow-up.

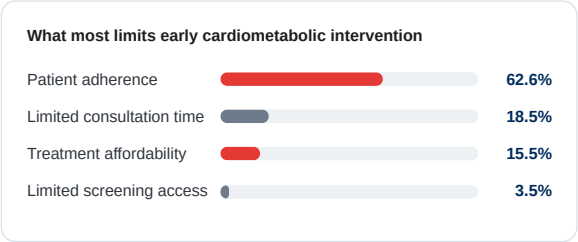
What most limits early cardiometabolic intervention

08

OPERATIONAL PREVENTION GAP

Adherence remains the leading operational barrier, but fragmented pathways and medication costs are close enough to matter.

40.4% select patient adherence, 24.5% fragmented care pathways, and 23.3% medication costs.

CONTEXT

Prevention is delivered across repeated visits, prescriptions, referrals, monitoring, lifestyle support, and patient decisions made outside the clinic. Operational friction can therefore accumulate even when the clinical strategy is clear.

WHAT THE DATA SHOWS

Patient adherence leads the operational-barrier question at 40.4%, with fragmented care pathways at 24.5%, medication costs at 23.3%, and limited specialist access at 11.8%.

THE INSIGHT

Adherence remains central, but the spread is much narrower than in the early-intervention question. Once prevention becomes ongoing care, system design and affordability become more visible parts of the problem.

WHY IT MATTERS

The result argues for shared ownership. A primary-care clinician can initiate treatment, but sustained risk reduction may also depend on medication access, team-based follow-up, referral continuity, and information moving reliably across care settings. Prevention is therefore both a clinical task and a pathway-design task.

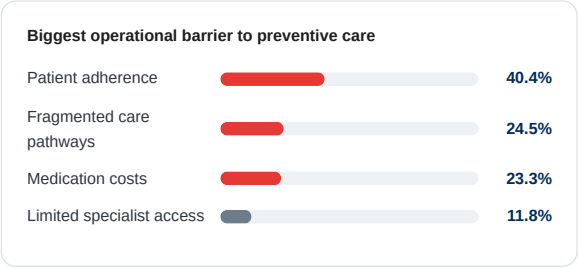
Biggest operational barrier to preventive care

09

WHAT COULD CHANGE NEXT

FP/GPs want smarter prevention decisions and better pathways at almost the same rate.

31.7% select personalized prevention algorithms; 31.0% select integrated primary-care pathways.

CONTEXT

Cardiometabolic care already produces abundant data. The unmet need may be less about generating more measurements and more about helping clinicians convert multiple risks into an appropriate and sustainable action plan.

WHAT THE DATA SHOWS

Personalized prevention algorithms lead at 31.7%, integrated primary-care pathways follow at 31.0%, more effective obesity therapies at 22.0%, and earlier risk-prediction tools at 15.3%.

THE INSIGHT

The near tie between algorithms and integrated pathways is important. It suggests better prediction alone may not be enough; decision support has to connect with a delivery model that can act on the recommendation and maintain follow-up.

WHY IT MATTERS

NICE, ESC, and AHA guidance all increasingly emphasize structured risk assessment and coordinated prevention. The survey adds a practical layer: FP/GPs appear to value both better personalization and better integration. One helps answer “what should I do?”; the other helps ensure “can we actually do it?”

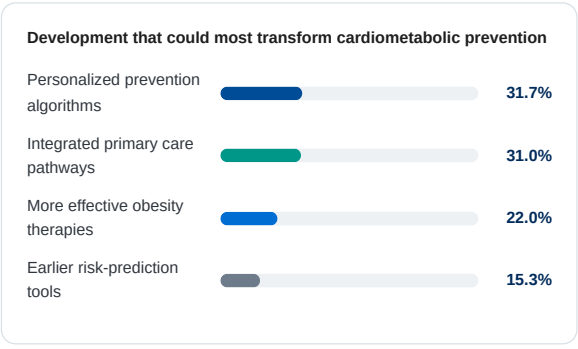
Development that could most transform cardiometabolic prevention

---

OPEN-ENDED CASE LENS

When FP/GPs describe real patients, early intervention is rarely about one abnormal result.

The open-ended question asked respondents to describe a patient in whom early cardiometabolic intervention changed their management approach, what triggered action, and what remained challenging.

Risk clustering triggered a broader plan

Usable responses described combinations of obesity, hypertension, diabetes or prediabetes, dyslipidemia, kidney risk, and other cardiovascular factors rather than one isolated abnormality.

Weight often became both a trigger and a treatment target

Several responses described overweight or obesity prompting earlier action, including weight-management medication, while long-term weight maintenance remained difficult.

Adherence repeatedly determined what happened next

Comments referenced patients not taking treatment, difficulty sustaining lifestyle change, and improvement only after a personal event or stronger motivation changed willingness to act.

Cost and coverage narrowed realistic options

Medication costs, specialist costs, insurance coverage, and out-of-pocket expense appeared as reasons an otherwise reasonable prevention strategy remained hard to sustain.

Primary care often carried the escalation

Responses described intensifying antihypertensive treatment, initiating weight-

Frailty and multimorbidity changed the balance

One older-patient example highlighted the need to balance cardiovascular focused therapy, or broadening management without automatically transferring the patient to specialist care.

prevention against frailty, multimorbidity, adverse events, autonomy, and quality of life - a reminder that “earlier” does not mean “more aggressive” for every patient.

These themes are qualitative summaries of usable open-ended responses. They were not formally coded into percentages.

PEOPLE ALSO ASK · TOPIC FAQ

Frequently asked questions about cardiometabolic risk in primary care.

What is cardiometabolic risk?

Cardiometabolic risk is the combined likelihood of cardiovascular and metabolic disease associated with factors such as elevated blood pressure, excess adiposity, abnormal glucose regulation, dyslipidemia, kidney disease, smoking, and other clinical or behavioral risks. In primary care, the value of the concept is that these factors are considered together rather than as isolated abnormalities.

When should primary care clinicians intervene in elevated cardiometabolic risk?

Intervention depends on the patient’s overall risk, the severity and persistence of individual risk factors, comorbidities, and local guidance. Lifestyle support is foundational, but pharmacologic treatment may be appropriate when blood pressure, lipids, weight, glycemia, or total cardiovascular risk reaches treatment thresholds or when comorbidities increase the expected benefit of earlier treatment.

Why does hypertension matter so much in cardiometabolic prevention?

Elevated blood pressure is a major modifiable cardiovascular risk factor and often occurs alongside obesity, dysglycemia, dyslipidemia, and kidney disease. Current hypertension guidance therefore emphasizes both accurate blood-pressure assessment and treatment decisions informed by the patient’s broader cardiovascular risk.

When can weight-management pharmacotherapy be considered in primary care?

Weight-management pharmacotherapy may be considered for eligible adults living with obesity, or overweight with relevant complications, when lifestyle measures alone are insufficient and local indications are met. Treatment selection should consider comorbidities, expected benefit, safety, access, patient preferences, and the need for long-term follow-up.

How can patient adherence affect cardiometabolic prevention?

A prevention plan cannot deliver its intended benefit if treatment is difficult to start or sustain. Adherence can be affected by side effects, treatment burden, cost, health beliefs, competing priorities, communication, and follow-up. Primary care teams can help by identifying the specific barrier and adapting the plan rather than assuming nonadherence has a single cause.

When should a family physician or GP consider specialist referral for cardiometabolic risk?

Referral is usually considered when risk remains difficult to control, diagnosis is uncertain, complications or resistant disease require specialist input, or treatment exceeds the scope or resources of routine primary care. The threshold depends on the clinical problem, local pathways, and access to multidisciplinary care.

FP / GP PRACTICE LENS

What this means at four points in the primary-care prevention pathway.

The survey suggests that early cardiometabolic intervention works best when risk assessment, treatment escalation, and implementation barriers are handled as one connected decision.

1. Look for the cluster, not only the threshold

Interpret blood pressure, glycemia, lipids, adiposity, kidney disease, and other risk factors together so that cumulative risk is visible before one condition dominates.

2. Make lifestyle advice specific and time-bound

Lifestyle intervention remains the preferred first move, but define what success looks like, when it will be reassessed, and what would trigger pharmacologic escalation.

3. Treat adherence as part of the diagnosis

When prevention is not working, identify whether the limiting factor is cost, side effects, complexity, beliefs, competing priorities, communication, or follow-up before simply intensifying the same plan.

4. Measure success across sustained outcomes

Long-term prevention may require sustained blood-pressure, weight, glycemic, and lipid improvement rather than a single short-term target.

CLOSING PERSPECTIVE

Cardiometabolic prevention in primary care is becoming less about finding risk and more about turning risk into durable action.

The survey captures a familiar FP/GP dilemma: the patient may have several modifiable risks, none of which can be managed in isolation, while the consultation still requires a practical decision about what to address first.

Hypertension most often triggers intervention, but obesity and glycemic status remain central to the decision frame. Lifestyle intervention is the preferred first step, yet when lifestyle measures are insufficient, most respondents select targeted pharmacologic escalation rather than immediate specialist referral. That places primary care at the center of early cardiometabolic risk reduction.

The survey also shows why clinical knowledge alone is not enough. Patient adherence is the dominant early-intervention barrier and remains the leading operational barrier later in the pathway. Open-ended comments make that friction visible through medication costs, insurance coverage, difficulty sustaining weight loss, nonadherence, and the challenge of changing behavior before a major event makes risk feel urgent.

Long-term success is similarly multidimensional. Sustained blood-pressure control and sustained weight reduction lead the outcome question, with glycemic and lipid control also contributing. The future options selected by respondents - personalized prevention algorithms and integrated primary-care pathways - point in the same direction. Better cardiometabolic prevention will require both sharper risk prioritization and a delivery model capable of sustaining the chosen plan.

Recognize clustered risk early

Several moderate risks together may justify a different prevention strategy from one isolated abnormality.

Set a clear escalation point

Lifestyle care is foundational, but define when persistent risk should trigger targeted pharmacologic treatment.

Find the real adherence barrier

Cost, burden, side effects, beliefs, and follow-up can each require a different solution.

Design for sustained outcomes

The goal is durable risk reduction across blood pressure, weight, glycemia, and lipids rather than a transient improvement in one metric.

Help future primary-care insights reflect the prevention decisions FP/GPs make every day.

Join MDForLives to share professional perspectives on cardiometabolic risk, hypertension, obesity, early intervention, adherence, and primary-care pathways.

Join the Panel

REFERENCES AND DATA SOURCE

1. **MDForLives internal survey report.** All Markets Report for SGID 9004548, Project: Engagement Campaign | FPGP Insight Survey_Oct. 526 survey records, 79.5% completion rate. Country metadata: USA, UK, Canada, Italy, France, and Germany. Substantive question bases range from 432 to 438 responses.
2. **American Heart Association / American College of Cardiology.** 2025 High Blood Pressure Guideline - Top Things to Know.
3. **European Society of Cardiology.** 2024 ESC Guidelines for the Management of Elevated Blood Pressure and Hypertension.
4. **National Institute for Health and Care Excellence.** Cardiovascular disease: risk assessment and reduction, including lipid modification.
5. **World Health Organization.** Obesity and overweight.
6. **American Diabetes Association Professional Practice Committee.** Prevention or Delay of Diabetes and Associated Comorbidities: Standards of Care in Diabetes - 2026.

External sources provide clinical context. Survey percentages represent MDForLives respondent selections and are reported separately from external evidence.

MDForLives is a global healthcare insights platform where healthcare professionals, patients, and caregivers discover, share, and shape the future of healthcare. This report presents aggregated professional perspectives for educational and insight purposes.

The Global Pulse of Healthcare
© MDForLives