MDFORLIVES · FULL IN-DEPTH INSIGHT REPORT

Cosmetic Dentistry and Social Media: Where Patient Requests Meet Clinical Limits

Dentist perspectives on social-media-driven aesthetic demand, clinical suitability, conservative alternatives, expectation-setting, long-term stability, and the technologies that could reshape cosmetic dentistry next.

PATIENT REQUEST → CLINICAL SUITABILITY → CONSERVATIVE PLANNING → EXPECTATION ALIGNMENT → LONG-TERM STABILITY

79	9012292	6	81.4%
Complete responses	SGID	Countries represented USA, UK, Canada, Italy, France, Germany	Completion rate

WHY THIS REPORT

The patient may arrive with a treatment name. The dentist still has to decide whether that treatment belongs in the mouth.

Cosmetic dentistry increasingly sits at the intersection of visual culture, consumer expectation, and clinical responsibility. A social-media image can make the desired endpoint feel obvious, while leaving the biological route to that endpoint almost entirely invisible.

The survey captures what happens when that visual request meets real clinical constraints. Dentists report whitening and veneers as the most common social-media-related requests, yet active periodontal disease is the finding most likely to change cosmetic treatment suitability. They also identify unrealistic outcome expectations as the leading cause of cosmetic treatment failure and the biggest limitation to effective counseling.

That combination matters because aesthetic care is elective but not consequence-free. Tooth preparation may be irreversible. Orthodontic movement changes occlusion and periodontal loading. Whitening can expose differences between natural teeth and restorations. Veneers require case selection that considers enamel, tooth position, function, tissue health, and maintenance. The dentist therefore has to translate a visual preference into a treatment plan that remains defensible after the image stops being the focus.

External clinical and professional context is provided for interpretation. MDForLives survey findings remain the source for all respondent percentages in this report.

METHODOLOGY

A multi-market dentist survey focused on social-media-influenced cosmetic dentistry decisions.

The MDForLives survey report for SGID 9012292 includes 97 survey records, of which 79 were complete, for an overall completion rate of 81.4%. Respondents represented the USA, UK, Canada, Italy, France, and Germany.

> Core cosmetic-dentistry questions have response bases of 84 or 86 in the source export. Geography has 96 recorded responses. Percentages and response counts are reported exactly as supplied for each question. Administrative survey fields and hidden quality-control fields are excluded from the report.

EXECUTIVE SUMMARY

Six findings that show where cosmetic demand becomes a clinical decision.

01 · EXPECTATIONS

Expectations are the dominant counseling barrier.

57.1% say unrealistic outcome expectations most limit effective cosmetic-treatment counseling.

02 · SUITABILITY

Periodontal disease can stop the aesthetic plan before it starts.

51.2% say active periodontal disease most changes cosmetic treatment suitability.

03 · CONSERVATIVE CARE

Professional whitening leads the minimally invasive pathway.

51.2% select professional tooth whitening as the best fit for a minimally invasive aesthetic case.

04 · BOUNDARY SETTING

Most dentists redirect unrealistic requests rather than simply accept them.

46.4% offer a conservative alternative, while 26.2% decline treatment.

05 · MAINTENANCE

Health and function carry more weight than aesthetic satisfaction over time.

50.0% select stable periodontal health as the factor that most supports long-term maintenance.

06 · FUTURE PRACTICE

AI-assisted smile design leads the innovation horizon.

41.7% see AI-assisted smile design as the development most likely to transform cosmetic dentistry within 3 to 5 years.

01

SOCIAL-MEDIA DEMAND

Whitening and veneers dominate the requests patients bring from social media.

38.4% select teeth whitening and 34.9% porcelain veneers.

CONTEXT

Social media often communicates the endpoint without communicating the diagnosis, preparation, limitations, or maintenance behind it. The patient may therefore arrive asking for a procedure by name rather than describing the problem they want solved.

WHAT THE DATA SHOWS

Teeth whitening is selected by 38.4% of respondents as the cosmetic request that most often follows social-media exposure. Porcelain veneers follow closely at 34.9%. Clear aligners account for 16.3%, and composite bonding for 10.5%.

THE INSIGHT

The two leading requests can serve the same broad desire for a more attractive smile, but they sit at very different points on the invasiveness spectrum. The survey therefore suggests that the first consultation task is not to confirm the requested treatment. It is to identify the underlying aesthetic objective and determine the least biologically costly route to it.

WHY IT MATTERS

A treatment label can narrow the conversation too early. Reframing the visit around shade, proportion, alignment, tooth display, or perceived asymmetry creates room to discuss whitening, orthodontics, additive bonding, restorative care, or no treatment before irreversible decisions are made.

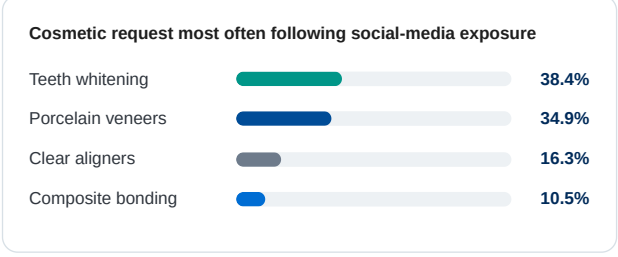
Cosmetic request most often following social-media exposure

02

CLINICAL SUITABILITY

Active periodontal disease is the strongest reason dentists change cosmetic treatment suitability.

51.2% select active periodontal disease, more than any other listed finding.

CONTEXT

Cosmetic treatment is often judged visually, but long-term success depends on tissues, tooth structure, function, and disease control that may not be visible in a social-media reference image.

WHAT THE DATA SHOWS

Active periodontal disease is selected by 51.2% as the finding that most changes cosmetic treatment suitability. Enamel loss or damage follows at 19.8%, occlusal instability at 15.1%, and severe tooth malposition at 14.0%.

THE INSIGHT

Periodontal status is not a side issue to an aesthetic plan. In this respondent group it is the clearest clinical gatekeeper. The treatment conversation can therefore shift from “which cosmetic option?” to “what has to become stable before cosmetic treatment is appropriate?”

WHY IT MATTERS

FDI ethics guidance specifically asks dentists to balance oral health with aesthetic considerations. In practice, that can mean treating disease first, changing the sequence, reducing treatment scope, or declining an elective plan that would compromise prognosis.

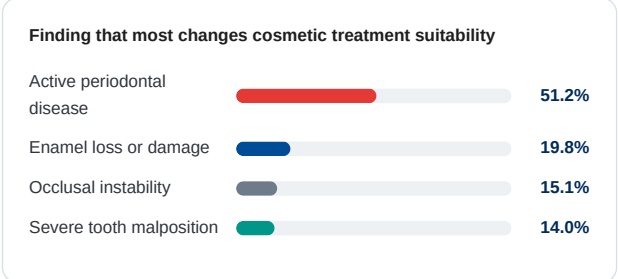
Finding that most changes cosmetic treatment suitability

03

MINIMALLY INVASIVE CARE

When preservation is the brief, professional whitening is the dominant first fit.

51.2% select professional tooth whitening for a minimally invasive aesthetic case.

CONTEXT

Aesthetic dentistry often involves choosing between color change, additive restoration, tooth movement, and ceramic restoration. The same patient goal can sometimes be achieved through more than one pathway, with very different commitments of tooth structure and maintenance.

WHAT THE DATA SHOWS

Professional tooth whitening leads at 51.2%, followed by composite bonding at 24.4% and clear aligner therapy at 19.8%. Porcelain veneers are selected by 4.7% when respondents are asked which treatment best fits a minimally invasive aesthetic case.

THE INSIGHT

The response pattern supports a preservation-first hierarchy. Color change and additive or orthodontic options are favored before veneer placement when the case is framed specifically around minimal intervention.

WHY IT MATTERS

ADA information on whitening recommends clinical examination before bleaching and notes that restorations do not whiten like natural teeth. Even a conservative treatment can therefore require diagnosis, expectation-setting, and restorative planning rather than being treated as a purely cosmetic purchase.

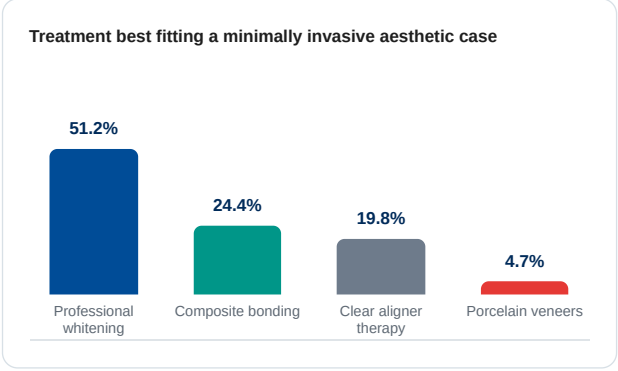
Treatment best fitting a minimally invasive aesthetic case

04

TREATMENT FAILURE

Unrealistic expectations are a bigger perceived failure driver than technical complications.

40.7% identify unrealistic outcome expectations as the most common cause of cosmetic treatment failure.

CONTEXT

Cosmetic outcomes are unusually vulnerable to a difference between technical success and patient-perceived success. A restoration can fit well and remain biologically acceptable while still disappointing a patient whose visual reference, timeline, or definition of “natural” was never fully aligned with the clinical plan.

WHAT THE DATA SHOWS

Unrealistic outcome expectations lead at 40.7%. Inadequate treatment planning is selected by 24.4%, biological or technical complications by 19.8%, and poor treatment compliance by 15.1%.

THE INSIGHT

Expectation-setting belongs inside treatment planning. The survey does not suggest that communication replaces technical quality. It suggests that a technically appropriate plan can still fail as a patient experience if the expected endpoint is not clinically achievable or clearly defined.

WHY IT MATTERS

Elective treatment magnifies this issue because the threshold for satisfaction is often higher than the threshold for disease resolution. Consent should therefore cover not only risks and alternatives, but also the aesthetic limits and maintenance commitments that can influence whether the result continues to feel worthwhile.

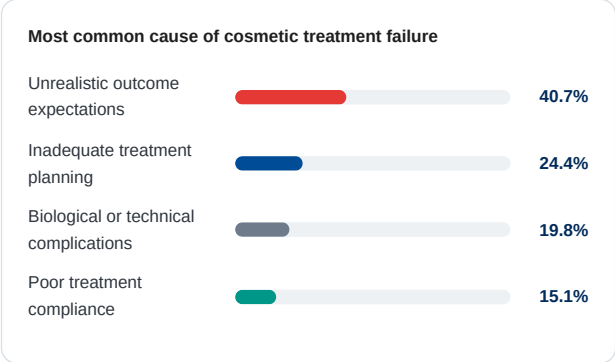
Most common cause of cosmetic treatment failure

05

BOUNDARY SETTING

Dentists usually try to preserve the goal while changing the route.

46.4% offer a conservative alternative when the cosmetic request is unrealistic.

CONTEXT

An unrealistic request can create a false choice between doing exactly what was requested and refusing care entirely. In practice, there is often a third option: identify the part of the goal that can be achieved safely and offer a different pathway.

WHAT THE DATA SHOWS

46.4% offer a conservative alternative. 26.2% decline treatment, 14.3% modify the requested treatment, and 13.1% defer treatment pending disease control.

THE INSIGHT

The leading response is not acquiescence and not rejection. It is redirection. This suggests that conservative care is functioning as a communication strategy as well as a clinical strategy: the dentist acknowledges the aesthetic objective while changing the treatment burden.

WHY IT MATTERS

This is where shared decision-making becomes most visible. A useful alternative needs to explain what can be improved, what cannot be promised, what would require irreversible intervention, and why a different sequence may produce a more sustainable result.

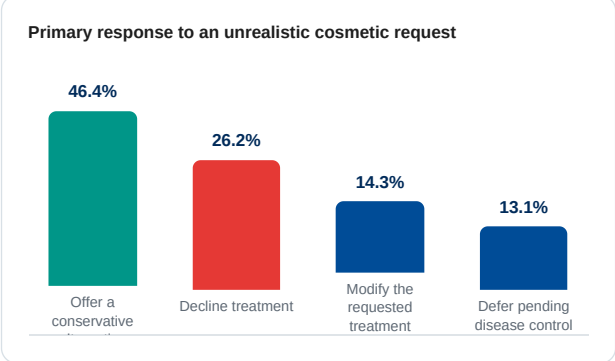
Primary response to an unrealistic cosmetic request

06

SOCIAL-MEDIA MODIFICATION PRESSURE

Irreversible preparation and unsupervised aligners create the strongest pressure to rewrite the treatment plan.

32.1% select irreversible tooth preparation; 28.6% select unsupervised aligner treatment.

CONTEXT

Some social-media-driven requests arrive before treatment. Others arrive after the patient has already begun a self-directed pathway or adopted a fixed idea of how much tooth structure should be changed. These cases ask the dentist to manage both the desired outcome and the consequences of the proposed route.

WHAT THE DATA SHOWS

Irreversible tooth preparation is selected by 32.1% as the request requiring the greatest treatment modification. Unsupervised aligner treatment follows at 28.6%, extensive veneer placement at 25.0%, and aggressive whitening requests at 14.3%.

THE INSIGHT

The leading concerns are not simply “popular procedures.” They are pathways where supervision, reversibility, and diagnosis matter greatly. This makes modification a risk-management decision, not merely a preference difference between patient and dentist.

WHY IT MATTERS

In September 2026, the U.S. FDA reiterated that clear aligners are prescription devices and that it has not authorized clear aligners sold directly to consumers without dentist or orthodontist supervision. The agency notes risks such as unintended movement, bite problems, pain, and tooth loss when care is not appropriately supervised.

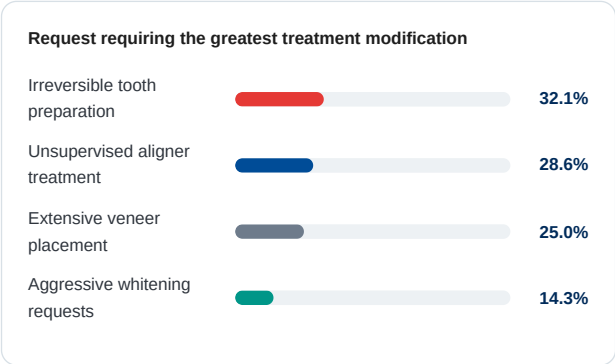
Request requiring the greatest treatment modification

07

LONG-TERM MAINTENANCE

The result lasts through health and function before it lasts through satisfaction.

50.0% select stable periodontal health and 34.5% functional occlusal stability.

CONTEXT

Cosmetic treatment is usually evaluated at delivery through color, contour, alignment, symmetry, and patient reaction. Long-term maintenance is different. It depends on the environment in which the treatment has to function every day.

WHAT THE DATA SHOWS

Stable periodontal health is selected by 50.0% as the factor that most supports long-term cosmetic treatment maintenance. Functional occlusal stability follows at 34.5%, restoration integrity at 10.7%, and sustained aesthetic satisfaction at 4.8%.

THE INSIGHT

The response hierarchy moves the definition of cosmetic success away from appearance alone. The same periodontal condition that can make a patient unsuitable at the beginning also becomes the leading factor supporting maintenance after treatment.

WHY IT MATTERS

For clinicians, maintenance counseling should begin before treatment. Periodontal care, occlusal management, hygiene, parafunction, recall, and restoration review are not post-treatment administrative details. They are part of the treatment promise the patient is agreeing to maintain.

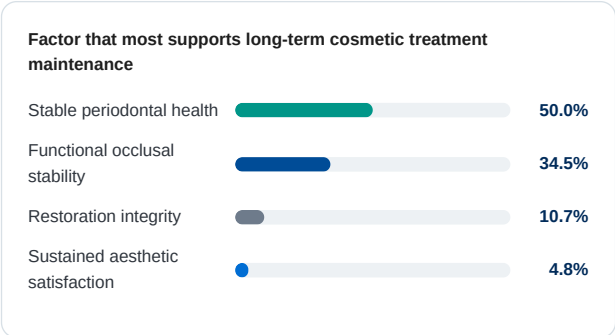
Factor that most supports long-term cosmetic treatment maintenance

08

COUNSELING AND FUTURE PRACTICE

The consultation problem is expectations today, while the technology story is AI-assisted visualization tomorrow.

57.1% cite unrealistic expectations as the biggest counseling limitation; 41.7% see AI-assisted smile design as the leading future development.

CONTEXT

Cosmetic dentistry is becoming more visual at the same time that patient expectations are becoming harder to manage. Digital previews can improve communication, but they can also create a stronger mental image of an outcome before clinical limitations are fully understood.

WHAT THE DATA SHOWS

Unrealistic outcome expectations are selected by 57.1% as the factor that most limits effective cosmetic-treatment counseling. Social-media misinformation follows at 22.6%, treatment affordability at 17.9%, and limited consultation time at 2.4%. Looking ahead 3 to 5 years, 41.7% select AI-assisted smile design as the development most likely to transform cosmetic dentistry, ahead of advanced aesthetic biomaterials at 27.4%, predictive treatment planning at 17.9%, and chairside CAD/CAM workflows at 13.1%.

THE INSIGHT

Technology may help dentists show rather than only describe treatment possibilities. But the survey indicates that the central communication problem is not a lack of visual information. It is the gap between what patients expect and what the clinical situation can support.

WHY IT MATTERS

FDI policy on AI in dentistry emphasizes that AI should assist clinicians, while responsibility for diagnoses and treatment decisions remains with human users. ADA practice research from July 2026 similarly found dentists far more open to AI for support tasks than for treatment recommendations. AI-assisted smile design may therefore be most useful when it strengthens discussion and informed choice without turning a simulation into a promise.

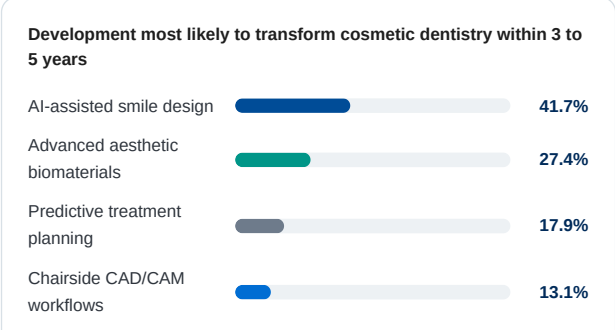
Development most likely to transform cosmetic dentistry within 3 to 5 years

OPEN-ENDED CASE LENS

When dentists describe difficult social-media-influenced cases, the request often changes after the clinical examination.

Respondents were asked to describe a challenging social-media-influenced cosmetic case, what changed the treatment plan, and what remained unresolved. The usable comments do not point to one universal problem, but several recurring clinical tensions appear.

Disease control before aesthetics

One respondent described advanced periodontal disease in a patient seeking correction of malocclusion and crowding. The plan shifted toward disease control and hygiene first, with a removable prosthetic approach discussed for aesthetics.

Alignment before veneers

A respondent described a patient asking for porcelain veneers for misalignment and spacing, but the occlusion did not support that plan. Clear aligner treatment was recommended first, although the patient did not proceed.

Conservative substitution

Another dentist described a patient convinced she needed veneers after seeing social-media results. Extrinsic staining and small discrepancies led the clinician to recommend whitening and composite bonding instead.

Prepless veneer expectations

One comment noted patients requesting prepless veneers even when tooth shape did not support that approach, requiring discussion of preparation and the limitations of the requested technique.

Function can override appearance

Cost and treatment history complicate the conversation

Comments described collapsed vertical dimension, malocclusion, parafunctional habits, bruxism, and occlusal instability changing restorative choices. In some cases the final plan moved toward crowns or a different restorative sequence.

A response from France described strong demand for whitening promoted on social media alongside limited understanding of cost and reimbursement. Another respondent referenced patients returning after extensive overseas crown treatment with pain and a need for retreatment.

What the open responses add: The quantitative data show which requests and barriers are most common. The cases show how often the clinically appropriate response is not to reject the patient’s aesthetic goal, but to change the sequence, reduce invasiveness, treat disease first, or redefine what a safe and maintainable result looks like.

PEOPLE ALSO ASK · TOPIC FAQ

Frequently asked questions about cosmetic dentistry, social media, and treatment planning.

How should dentists manage unrealistic cosmetic dentistry expectations?

Start by translating the requested look into clinical objectives, then explain what the teeth, periodontium, occlusion, existing restorations, and available tooth structure can safely support. Shared decision-making should include realistic benefits, limitations, alternatives, risks, likely maintenance, and the option not to proceed when the requested result cannot be achieved predictably or conservatively.

When should periodontal disease be treated before cosmetic dental work?

Active periodontal disease should generally be stabilized before elective cosmetic treatment that depends on healthy gingival tissues, predictable margins, or long-term restorative stability. The exact sequence depends on disease severity, planned treatment, tooth prognosis, and the patient response to periodontal therapy.

Is professional tooth whitening considered a minimally invasive cosmetic dental treatment?

Yes. Dentist-supervised whitening is generally considered a conservative aesthetic option because it changes tooth color without requiring removal of tooth structure. A clinical examination is still important because the cause of discoloration, existing restorations, sensitivity, gingival health, and patient expectations can affect suitability and outcome.

Why can porcelain veneers require careful case selection?

Veneers can provide substantial aesthetic change, but treatment planning must consider enamel availability, tooth position, occlusion, parafunction, periodontal health, existing restorations, and the amount of preparation required. When the desired result would require excessive or irreversible tooth reduction, a different sequence or a more conservative alternative may be preferable.

What are the risks of unsupervised clear aligner treatment?

Clear aligners move teeth and can change the bite, so diagnosis and professional supervision matter. The U.S. FDA states that clear aligners are prescription devices and has not authorized aligners marketed directly to consumers without dentist or orthodontist supervision. Periodic clinical review helps identify unintended movement, pain, periodontal problems, bite changes, or treatment that is not progressing as planned.

How could AI-assisted smile design change cosmetic dentistry?

AI-assisted smile design may help with visualization, treatment simulation, communication, and planning, but it does not replace examination or clinical judgment. Professional policy guidance emphasizes that AI should support dental professionals, with responsibility for diagnosis and treatment decisions remaining with the clinician.

DENTAL DECISION LENS

What this means at four points in the cosmetic-dentistry pathway.

The survey suggests that good aesthetic care depends on moving in sequence from patient intent to clinical suitability, then to the least destructive workable plan, and finally to a shared definition of success and maintenance.

At the first consultation

Intent lens. Ask what the patient wants to change, not only which procedure they saw online. Separate shade, shape, alignment, proportion, tooth display, and symmetry so the treatment name does not determine the diagnosis.

Before finalizing treatment

Suitability lens. Evaluate periodontal status, enamel and dentin, tooth position, occlusion, parafunction, existing restorations, hygiene, and the biological cost of the proposed endpoint.

When the request is too aggressive

Conservation lens. Offer a lower-risk route where one exists, change the sequence, treat disease first, or decline treatment when the desired outcome requires a level of harm or unpredictability that cannot be justified.

Before consent and delivery

Expectation lens. Define the achievable result, maintenance burden, reversibility, limitations of simulations, and what might make the plan change. Document the conversation rather than assuming the image and the clinician’s explanation mean the same thing to the patient.

CLOSING PERSPECTIVE

Cosmetic dentistry is becoming more visual, but the clinical work is still deciding what should be done, not merely showing what could be done.

The survey describes a profession negotiating a new kind of treatment pressure. Patients can now arrive with highly specific visual references and treatment vocabulary before a clinical diagnosis has been made. The dentist’s role is therefore expanding from technical provider to interpreter, boundary-setter, and translator between visual desire and biological reality.

The request data make that tension visible. Whitening and veneers are the two most common social-media-linked demands in this respondent group. They can represent the same underlying wish for a brighter, more harmonious smile, yet they sit at very different levels of invasiveness. The survey’s minimally invasive question then clarifies how dentists think about that distinction: professional whitening leads strongly, while veneers are selected by only a small minority when preservation is made explicit.

The suitability data are even more important. Active periodontal disease is the finding most likely to change cosmetic treatment suitability. Long-term maintenance data return to the same foundation, with stable periodontal health ranked first and functional occlusal stability second. In other words, what makes a patient eligible for elective aesthetic treatment and what keeps the result stable are closely connected. Cosmetic planning cannot be separated cleanly from disease control and function.

Expectation-setting runs through the entire report. Unrealistic expectations lead both the perceived causes of cosmetic-treatment failure and the limitations to effective counseling. That does not mean every dissatisfied patient entered treatment with unreasonable goals, or that complications are secondary in every case. It means the consultation has to do more than explain a procedure. It has to define success, uncertainty, maintenance, reversibility, and what the mouth may not allow even when the patient can visualize the desired result perfectly.

The way respondents handle unrealistic requests is therefore revealing. The leading response is to offer a conservative alternative. Declining treatment is the next most common response, with others modifying the request or deferring care until disease is controlled. This is a useful reminder that ethical boundary-setting does not have to be adversarial. A dentist can validate the aesthetic concern while refusing the proposed route. In many cases the most patient-centered answer is not “yes” or “no,” but “we can work toward that goal differently.”

The open-ended comments show what “differently” can mean in practice. Dentists described periodontal therapy before aesthetic work, aligners before veneers, whitening and bonding instead of veneers, changes driven by occlusal instability or bruxism, and cases where the patient’s request simply could not be supported without more invasive treatment than they understood. There were also reminders that cost, previous treatment, and overseas restorative work can make the consultation more complex than the social-media image suggests.

Technology will likely make this conversation even more visual. AI-assisted smile design leads the survey’s future-development question, ahead of biomaterials, predictive planning, and chairside CAD/CAM. Used well, digital visualization can help patients compare options and understand the consequences of different approaches. Used poorly, it can make a simulated endpoint feel guaranteed. Professional guidance on dental AI consistently returns responsibility to the clinician, which is particularly important in elective aesthetic care where the line between visualization and recommendation can blur quickly.

The larger story is therefore not anti-cosmetic and not anti-social media. Patient awareness can open valuable conversations about appearance, confidence, oral health, and treatment options. The clinical task is to slow the journey down enough to restore everything the image left out: diagnosis, disease control, function, tooth preservation, uncertainty, maintenance, and informed consent. The best cosmetic result is not simply the one that looks closest to the reference image. It is the one the patient and dentist can justify, maintain, and still feel comfortable with after the immediate visual impact has passed.

1 · Diagnose the goal before the treatment

Translate the requested procedure into the specific aesthetic change the patient is trying to achieve.

2 · Make suitability explicit

Show how periodontal status, enamel, position, occlusion, restorations, and parafunction change the treatment choices.

3 · Keep a conservative off-ramp

Offer a lower-risk option or different sequence when the requested route carries unnecessary biological cost.

4 · Treat the preview as a communication tool

Use digital and AI-assisted visualization to support consent, not to imply a guaranteed final result.

Help future dentistry insights reflect what happens when aesthetic demand meets clinical limits.

Join MDForLives to share professional perspectives on cosmetic dentistry, treatment planning, patient expectations, digital workflows, and oral-health decision-making.

Join the Panel

REFERENCES AND DATA SOURCE

Sources used for this report

1. **MDForLives internal survey report.** All Markets Report for SGID 9012292, Project: Engagement Campaign | Dentist Insight Survey. Source for all survey percentages and response counts.
2. **FDI World Dental Federation.** Ethics in Dentistry. Professional context on balancing oral health and aesthetic considerations, informed consent, realistic expectations, and social-media communication.
3. **American Dental Association.** Whitening. Clinical context on examination before bleaching, natural teeth versus restorations, treatment options, and adverse effects.
4. **U.S. Food and Drug Administration.** Clear Dental Aligners. Current 2026 context on prescription status, professional supervision, and risks of unauthorized direct-to-consumer aligners.
5. **FDI World Dental Federation.** Artificial intelligence in dentistry. Professional context on evidence-based use of AI, human autonomy, and clinician responsibility.
6. **American Dental Association Health Policy Institute.** Dentists AI Usage and Attitudes, July 2026. U.S. practice context on current AI adoption and continued caution around high-level clinical treatment recommendations.
7. **FDI World Dental Federation.** Digital Dentistry. 2025 policy context on digital technologies, planning, CAD/CAM, simulation, and responsible implementation.

External sources provide professional and clinical context only. MDForLives survey findings remain the numerical source for all survey statistics presented in this report.

MDForLives

The Global Pulse of Healthcare

MDForLives is a global healthcare insights platform where healthcare professionals, patients, and caregivers discover, share, and shape the future of healthcare. This report presents aggregated perspectives for professional insight and discussion. It is not clinical guidance, treatment advice, or a substitute for patient-specific judgement, approved product information, or local practice standards.

© 2026 MDForLives
A Borderless Access platform
Real Opinions to Insights. Validated by Data.